

a guide to


Self-Serv

simple routine coolant sampling




STEP 1

TAKE SAMPLE FROM RUNNING SOURCE IN TO 2ML SAMPLE VILE




STEP 2

ENSURE SAMPLE VILE IS SECURE AND DRY



STEP 3

MARK SAMPLE WITH MARKER PROVIDED USING NUMBERS TO RELATE TO MACHINE TOOL REGISTER



STEP 4

PLACE ALL SAMPLES IN CLEAR BAG




STEP 5

PLACE THE CLEAR BAG IN A JIFFY BAG



STEP 6

ENSURE A COPY OF THE MACHINE TOOL REGISTER IS SENT WITH THE SAMPLES (IF NOT SENT SAMPLES WILL NOT BE TESTED)



STEP 7

SEND SAMPLES VIA ROYAL MAIL AND ENSURE CORRECT POSTAGE IS PAID